
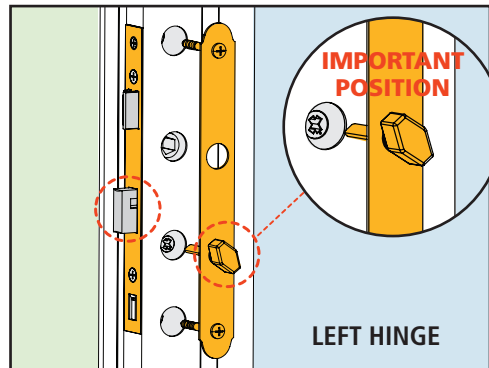
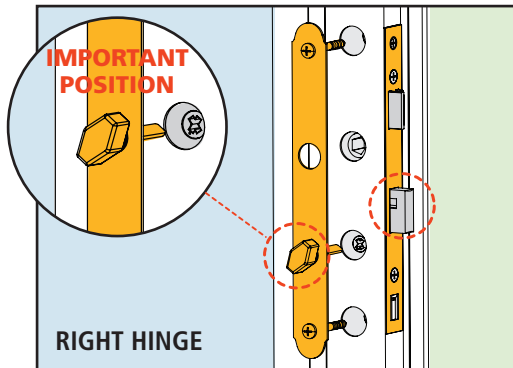



1. Open door and use deadbolt knob to extend deadbolt. Loosen handle set screw with the Allen wrench provided, and remove interior and exterior handles.



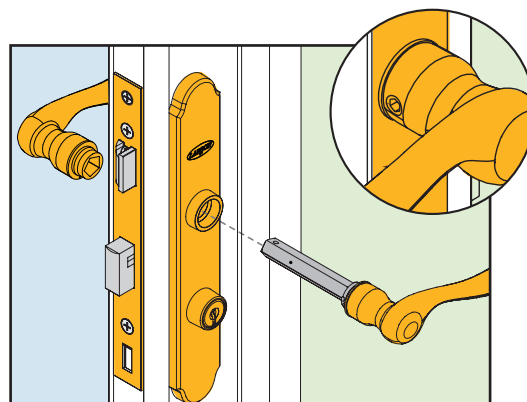
2. Loosen interior face plate screws, and remove interior and exterior face plates.



3. With deadbolt extended and deadbolt knob in position shown, insert deadbolt spindle through lock body, and insert interior face plate screws through door.



4. Align funnels on exterior face plate with screws, insert deadbolt spindle into key cylinder, and loosely finger-tighten the screws.



5. Insert handle spindle through lock body and into opposite handle. Tighten set screw with Allen wrench. Tighten interior face plate screws.

Use deadbolt knob to retract deadbolt.

Maintain proper operation of your door hardware by periodically checking mounting screws and set screw for tightness.